

Smart-Trak™ with Compact Relay Controller

Smart-Trak A_23 0412 DS0_1

Features

- ✓ Fail-safe relay control of pumps and valves with 0-60 second time delay
- ✓ Offered in 3 sensing technologies for broad application coverage
- ✓ LED indicators for power, sensor and relay status feedback
- ✓ Rugged PP construction for use in challenging corrosive environments
- ✓ Adjustable level switches make process changes fast and simple

Description

This general purpose switch package provides a complete solution for automatic filling or emptying of a tank between two adjustable level switch points with a 10A latching compact relay controller for pump or valve actuation. The product is typically selected for atmospheric day tank, process vessel and waste sump applications. Specify the appropriate sensor technology and assembly dimensions. The AC powered relay controller has a latching 10A relay, adjustable time delay, LED indicators and NO or NC invert switch.



Specifications

Length:	8" to 10' (20 cm to 3m)
Switch points:	2 (field adjustable)
Orientation:	± 30° vertical
Supply voltage:	120/240 VAC @ 50-60 Hz.
Strobe type:	431_: N/a 432_: Xenon tube
Strobe flash:	431_: N/a 432_: 1 per second
Contact type:	(1) SPDT relay, latching
Contact rating:	250 VAC @ 10A
Contact latch:	Selectable ON/OFF
Contact delay:	0-60 seconds
LED indication:	Power, relay and sensor status
Process temp.:	F: -40° to 194° C: -40° to 90°
Electronics temp.:	F: -40° to 140° C: -40° to 60°
Pressure:	Atmospheric
Wetted material:	PP (20% glass fill)
Process mount:	2" NPT (2" G)
Enclosure rating:	NEMA 4X (IP65)
Installed height:	431_: 5.7" (14.4 cm) 432_: 7.4" (18.8 cm)
Encl. material:	PP, UL94VO
Conduit entrance:	Single, 1/2" NPT
Classification:	General purpose
CE compliance:	EN 50082-2 immunity EN 55011 emission EN 61010-1 safety

Smart-Trak Ordering

A 23-43 - -

Sensor technology (1)

- Z Vibration
- U Ultrasonic
- V Buoyancy

Configuration (2) (3)

- 1 Controller only
- 2 Controller with Strobe Alert

Process mount (4) (5)

- 3 2" NPT (US)
- 7 2" G (Metric)

Dimensions (6) (7) (8) (9)

- A Specify
- B Specify
- C Specify

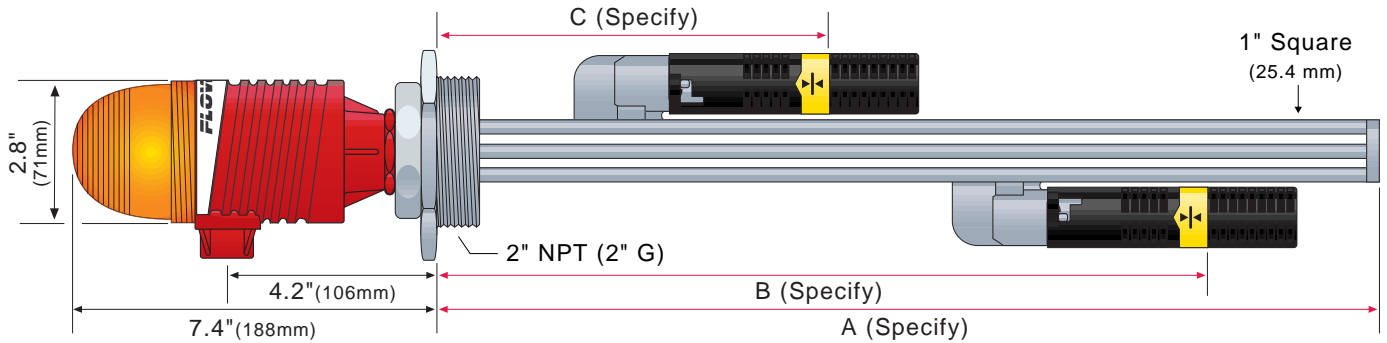
Ordering Notes

- 1) Select the best sensor technology based upon your application.
- 2) To factory configure for 240 VAC, place an E at the end of the P/N: (ie: AU23-4343-87"-76"-17"-E).
- 3) To order the CE configuration, place CE at the end of the P/N: (ie: AU23-4343-87"-76"-17"-CE)
- 4) The straight G thread version seals with an included Viton® mounting gasket.
- 5) For installation on open tanks, order the LM50-1001 (2" NPT) or LM50-1061 (2" G) side mount bracket.
- 6) Specify the A, B and C dimensions at the end of the part number (ie: AZ23-4343-87"-76"-17"). The dimensions may be specified in 1/2" (1.3 cm) increments.
- 7) The track length or A-dimension may be specified from 8" to 10' (20 cm to 3m). The sensor or B and C dimensions may be specified from 4" to 10' (10 cm to 3m).
- 8) For maximum field adjustability, specify all sensor dimensions equal to the A-dimension.
- 9) To calculate the track adder, round up the A-dimension to the next foot (30 cm).



Smart-Trak™ with Compact Relay Controller

Smart Trak Profile



Specifications are subject to change without notice.

Sensors

Vibration

- Typically applied in wastewater media with light coating and/or foaming characteristics
- General purpose classification

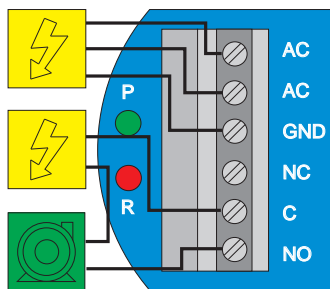
Ultrasonic

- Broadly applied in chemical, solvent, hydrocarbon and light weight oil media
- Intrinsically safe classification

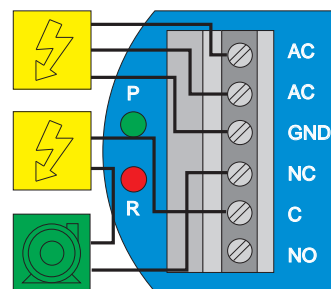
Buoyancy

- Best applied in clean water or water-like chemical media that is non-coating or scaling
- General purpose classification

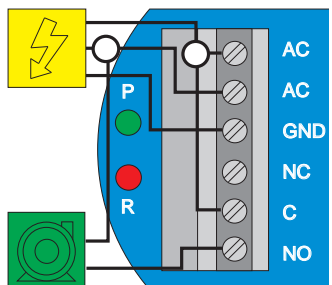
Auto Empty Operation - Invert Off



Auto Fill Operation - Invert Off



Auto Empty Operation - Invert Off



Auto Fill Operation - Invert Off

